

i-Optik®



CV-7600

Computerized Vision Tester (Bluetooth)



Compact and slim design, with smaller size, lens switch fast and smoothly, provide more comfortable optometry experience.



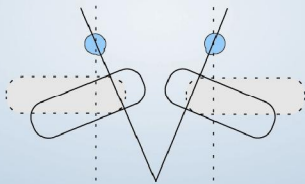
Left and right PD independent adjustment, to achieve more accurate measurement.



Near-point card with various charts. Built-in white LED lighting offers clear and safe illumination environment.



Dismountable face shield and forehead rest, easy to clean and maintain, provide clean testing environment.




Automatic convergence and PD adjustment during near point test.




Use multi-coated lenses for better performance

Powerful and simple operation interface, provide accurate and smooth operation experience. Preset standard optometry procedure, provide accurate optometry guidance, and allow customizing the optometry procedure. Built-in client files management function, easy to retrieve client file.



Powerful and simple operation interface, fast switch function



With customized optometry procedure function, efficiently decrease the optometrist workload, and help chain stores to realize the standard optometry service.



Built-in client files management function, easy to save and retrieve the client information.



Measurement result display interface can display the data of Auto lensmeter/ Auto refractometer/ NCVA/ Computerized vision tester/ Final, easily compare and analyze

BLUETOOTH

WIRELESS CONTROLLED


Computerized vision tester

Bluetooth wireless communication, provide freedom of movement

Simple operation interface, integrate abundant information

Support data transmission with external devices such as Auto refractometer/Chart Monitor etc.



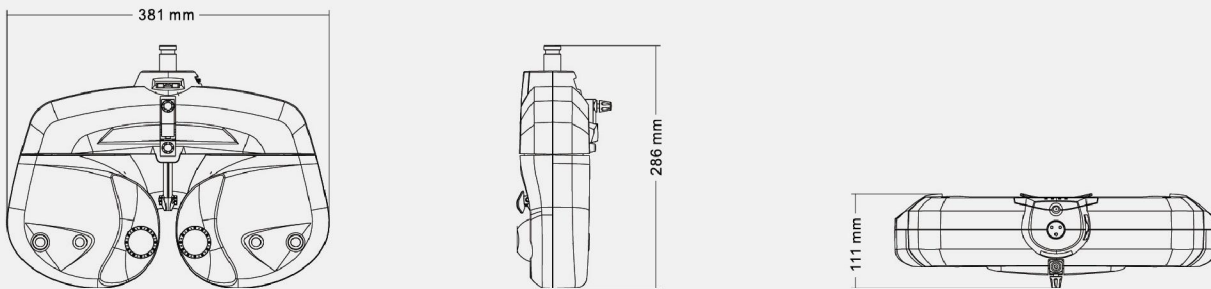


Portable Bluetooth printer, fast print the measurement result, the printing paper replace very convenient.



Combined use with Chart monitor CM-1900P, data transmission for high efficiency.

Dimensions of CV head (mm)



Specifications

Sphere	-19.00~+16.75D (0.25D/0.50D/1.00D/3.00D steps)
Cylinder	-8.75D~+8.75D 0.25D steps
Axis angle	0~180° (1°/5°steps)
Pupil distance	Distant range 52~80mm Close range 48~76mm 0.5/1mm steps
Rotary Prism	0~20 Δ (0.1 Δ /0.5 Δ)
Cross Cylinder Lens	±0.25D
Retinoscope	+1.50D(67cm), +2.00D(50cm)
Auxiliary Lens	PH, Binoculus (c =1.0mm)
	RMV/RMH
	RL(Right eye)、GL (Left eye)
	Polaroid (Right eye 135°/45°) , (Left eye 45°/135°)
	Prism (Right 3 Δ BU , 6 Δ BU) , (Left 3 Δ BD , 10 Δ BI)
	Cross Cylinder Lens(±0.50D Axis=90°)
	PD Lens
CV head size	381mm×286mm×111mm 3.8kg
Table size	243mm×171mm×7mm 0.5kg
Power supply	AC220V 50Hz or AC110V 60Hz, 90W

Ningbo MingSing Optical R&D Co.,ltd

Add:No.702,North Tiantong Road,Ningbo,China

Tel :+86-574-87305541 Fax:+86-574-87296439

Website: www.nbmingsing.com

Email:webmaster@nbmingsing.com